

River Valley Community College

Associate of Science in Nursing



Informational Session

PN to RN
Bridge Program

Accreditation


Accrediting Commission for Education in Nursing



New Hampshire Board of Nursing

Full accreditation
until
Spring 2029

RN to BSN Options



Colby Sawyer
College



New England
College



Franklin Pierce
UNIVERSITY

End of Program Outcomes



The first-time pass rate for RVCC nursing graduates is equivalent to or exceeds the national pass rate for first-time test takers who are graduates of associate degree nursing programs.

Pass Rates	2021	2022	2023	2024
RVCC	83%	94.9%	97.5%	97.96%
New Hampshire	93.4%	88.9%	96.1%	96.25%
National	82.5%	79.9%	88.6%	93.03%



Seventy-five percent (75%) of students from the River Valley Community College Associate Degree Nursing Program will graduate within two (2) years of the initial admission into the program for traditional students or one (1) year for advanced placement students.

Completion Rates	2022	2023	2024
On time Graduation Count	36 of 47	38 of 51	51 of 73
Program Completion Rate	76.6%	74.5%	69.8%



Within six months of graduation from the RVCC nursing program, 90% of graduates will be employed as Registered Nurses.

Job Placement Rates	2022	2023	2024
Response Rate	35 of 36	40 of 50	22 of 48
Job Placement Rate	100%	100%	100%

End of Program Student Learning Outcomes



Quality & Safety in Nursing Education (QSEN) Competencies



Completed Prior to Acceptance

Course Name
Nursing Courses
Anatomy & Physiology I
Anatomy & Physiology II
Intro to Psychology
Human Development

Completed Prior to Class Start

Course Name
College Composition
Math Elective

Courses should be < 10 years for transfer

PN Nursing & Core LA Courses



Semester 1

Course #	Course Name	Credits
ADNR 197R	PN to RN Bridge	4

Semester 2

Course #	Course Name	Credits
ADNR 220R	Nursing Care III	9
BIOL 205R	Microbiology	4


Semester 3

Course #	Course Name	Credits
ADNR 230R	Nursing Care IV	10
ADNR 235R	Nursing Seminar II	1
HUMA/ARTS/ LANG	Humanities/Fine Arts/World Language Elective	3

RN Nursing & Core LA Courses



Schedule-PN to RN Bridge



Semester 1

Summer

ADNR 197R
Class

Asynchronous Online

ADNR 197R
Nursing Lab

4 days
8-hours each

Semester 2

Fall

ADNR 220R
Class
4 hours

ADNR 220R
Nursing Lab
2 hours

ADNR 220R
Clinical
12 hours

Semester 3

Spring

ADNR 230R
Class
4 hours

ADNR 230R
Nursing Lab
2 hours

ADNR 230R
Clinical
16 hours

ADNR 235R
Class
Online

PN to RN Bridge Application Process

Step 1: View or attend a nursing informational session

Step 2: Complete a college application.

<https://www.rivervalley.edu/admissions/welcome/>

Step 3: Submit all high school and college transcripts to the Admissions Department.

Step 4: Register for and take the NACE test. Report score or submit screenshot. Recommended score > 68%.

Step 5: Submit a current New Hampshire or Vermont Practical Nurse License.



Core liberal arts courses must have a grade of “C” or higher from an accredited institution in order to transfer.

All core liberal arts classes should be < 10 years old.

PN to RN Bridge Application Process

Preferred Deadline
November 30

Applications will be reviewed until
all seats are full or February 15st.

Applicants will be notified by
March 1st of acceptance.

November



ASN-RN Requirements



Accepted students will be required to complete the following within specific deadlines.

1. Criminal Background Record – A NH and federal criminal background record. A history of a felony or selective misdemeanors may deny entrance into the nursing program.
2. Drug Testing – Drug testing is required prior to the start of any work-based clinical learning experience.
3. American Heart Association Basic Life Support (BLS) for Healthcare Providers.
4. Medical Documentation - Physical exam and required vaccinations including the Covid Vaccine, booster and Flu vaccine.
5. Proof of Medical Insurance – Students are required to carry medical insurance to participate in clinical.

Questions?

Contact Denise Ruby
druby@ccsnh.edu



NACE Exam Instructions

Go to —————→ <https://www.nln.org/education/assessment-services>

Assessment Services

Start Here

Learn about the Assessment Services Division of the NLN, and check out our Assessment Portal where you will locate, purchase, and register for your assessment.

Click On

About Us



LEARN MORE >

Assessment Portal



LEARN MORE >

User account

Create new account

Log in

Request new password

Username *

E-mail address *

A valid e-mail address. All e-mails from the system will be sent to this address. The e-mail address is not made public and will only be used if you wish to receive a new password or wish to receive cert. notifications by e-mail.

Select your school (group)*

River Valley Communi

Search

Clear

Group Name

Parent

☐

390958-01 - River Valley Community College - Clar

Selected Groups

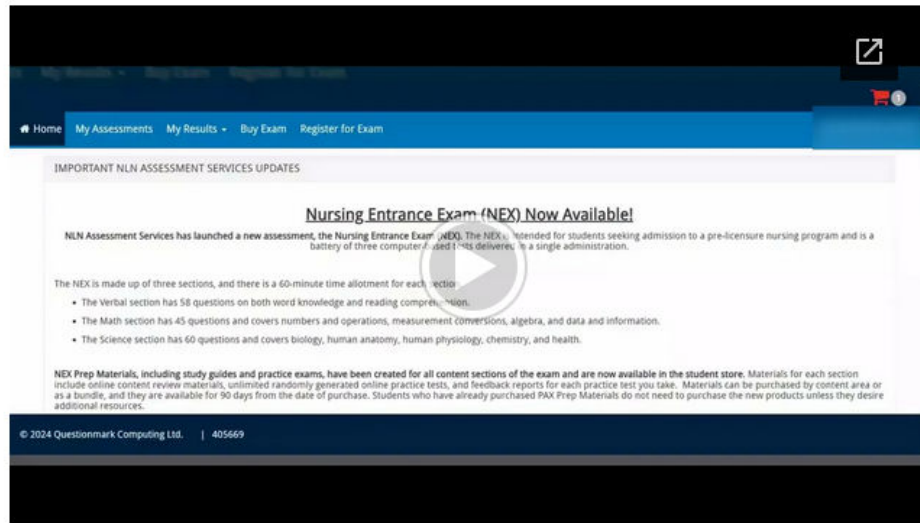
Create an account

Select: River Valley Community College

Check: #390958-01

<https://www.nln.org/education/assessment-services/student-resources/selecting-and-purchasing-your-exam>

Selecting and Purchasing Your Virtual Exam or Study Materials



Purchase:
Foundations of Nursing v 1.2

Log into the NLN Assessment Testing Portal: www.nlntest.org.

- For virtual exams, click on Buy Exam at the top of the screen.
- Using the search catalog, scroll down to School Products and click the box next to the appropriate exam series.
- Browse through the practice materials and exams and choose Add to Cart for the items you would like to purchase.
- Click on the Shopping Cart and complete your purchase.

Key Rules For The Exam



The National League for Nursing enforces certain rules and practices during online exam sessions in order to maintain the integrity of our assessments and to ensure that *your* test scores are just as accurate and trustworthy as any candidate who takes the exam in a physical test center facility.

There is no need to worry. Our online testing rules are the same as the rules enforced at in-person test centers. If you know the material and you've prepared for this important exam, you'll do just fine. We're constantly refining our online testing processes to make your online testing experience as convenient and anxiety-free as possible.

Below are a few key rules you need to be prepared to follow:

Allowed Materials

During your exam session, your environment must be clean and clear of any prohibited materials, notes, or study guides. During the check-in process on Exam Day, you will be required to submit a scan of your desktop and the surrounding space in order to verify that you have no prohibited materials accessible during the exam.

The following items are the ONLY items allowed during your test session:

- Dry Erase Board
- Dry Erase Marker
- Dry Erase Board Eraser

ALL OTHER MATERIALS MUST BE REMOVED FROM YOUR DESKTOP \ TESTING AREA PRIOR TO THE START OF THE EXAM!

A clear, secure testing space is crucial to online testing integrity.

Key Rules For The Exam



Online Testing Environment Rules

- You must be alone in a secure area with no other individuals or distractions in the testing area.
- No headsets or earbuds are allowed during the test.
- Absolutely no cell phones are allowed in the testing area at any time during the session.
- You may only have ONE monitor connected to your computer during the exam session. Your proctor will not let you begin the exam until all other screens have been disconnected and removed from your testing space.
- No food or beverages are allowed in the testing area at any time.
- The testing area must be silent with no other background noise. There is no speaking allowed during your test. This is required in order to maintain equity with students who test in-person.
- No Smart Watches or similar IOT devices are allowed. Make sure you remove any watches or similar devices before beginning the check-in process for your exam session.

There are no restroom breaks allowed during the majority of the assessments, so please plan accordingly.



Still Have Questions?

Reach out to:

RVCCAdmissions@ccsnh.edu

or

Denise Ruby, MSN, RN
Department Chair, Nursing

druby@ccsnh.edu